



Plateletworks®

PLATELET FUNCTION TEST


Distributed by:



**INTER
MEDICO**

50 Valleywood Drive
Markham, Ontario L3R 6E9
800.387.9643
800.268.1150 Français
905.470.2381 Fax
inter-medico.com

CARDIOLOGY | PRE-SURGICAL SCREEN | NEUROLOGY
MANAGE TRANSFUSION RESOURCES | MONITOR THERAPIES



PLATELET TESTING


AS EASY AS ONE, TWO, THREE... WITH

1



Add 1 mL fresh whole blood to the tubes

2



Perform cell count on each tube

- Uses traditional ADP, Collagen and Arachidonic Acid agonists
- Fast results with functional platelet count plus aggregation/inhibition % activity
- Reduces unnecessary platelet usage
- Detects effects of anti-platelet therapies
- Excellent pre-surgical and trauma screen
- Favorable reimbursement



SIMPLE AND EFFECTIVE PLATELET FU

Plateletworks®

3



The Mindray BC 3600 cell counter calculates % aggregation and inhibition automatically.

*With **Plateletworks** whole blood bedside platelet aggregation assay, rapid screening of platelet dysfunction can be achieved in under **10 minutes** with any impedance cell counter. No specialized training or equipment is needed.*



Total Functioning Platelet Count Guidelines*

Patient/Procedure	PLT Count	Recommend PLT Transfusion
Cardiac Surgery with Bypass	Non-Thrombocytopenic	No
	Thrombocytopenic/ Platelet Dysfunction	Yes
Hospitalized Adult Patients	<10 x 10 ⁹ cells/L	Yes
Venous Catheter Placement	<20 x 10 ⁹ cells/L	Yes
Diagnostic Lumbar Puncture	<50 x 10 ⁹ cells/L	Yes
Major Nonneuraxial Surgery	<50 x 10 ⁹ cells/L	Yes

*Kaufman R, et al. Ann Intern Med. 2015; 162 (3): 205-213.

Platelet Aggregation Results

Collagen	ADP	AA	Interpretation
Normal	Normal	Normal	No significant effects of anti-platelet drugs or factors
Abnormal	Abnormal	Normal	Probable ADP inhibitor or anti-IIb/IIIa present
Abnormal	Abnormal	Abnormal	Probable ADP inhibitor or anti-IIb/IIIa with probable COX-1 inhibitor
Abnormal	Normal	Abnormal	Probable COX-1 inhibitor
Abnormal	Normal	Normal	Probable fibrinolysis or adhesion defect

FUNCTION TEST

Plateletworks[®]


IN PRACTICE



12 major hospitals across Canada

7,402 patients undergoing cardiac surgery

- Intervention group of 3,847 patients
- Control group of 3,555 patients



RESULTS: Using Plateletworks as an integrated transfusion algorithm reduced RBC transfusions by 13%, platelet transfusions by 24% and reduced episodes of major bleeding.

Karkouti K, et al. Circulation. 2016; 134; 1152-62.

Cardiopulmonary Bypass

100 consecutive patients undergoing CPB

Plateletworks Collagen "may be useful for early identification of patients at risk for high blood loss and for guiding transfusion therapy in bleeding patients."

Orlov D, et al. Anesth Analg. 2014; 118: 257-63.

Comparison to Aggregometry

48 patients on clopidogrel and aspirin prior to percutaneous coronary intervention

Data demonstrated a good correlation between Plateletworks and LTA. Plateletworks is easier and faster and should be used on patients undergoing PCI on antiplatelet therapy.

Polena S, et al. Point of Care. 2011; 10: 35-39.

Try Plateletworks yourself. Call toll free 800-231-5663 or visit www.helena.com

5860 Plateletworks ADP Kit

- 25 ADP Agonist Reagent Tubes
- 25 EDTA Baseline Tubes

5862 Plateletworks Collagen Kit

- 25 Collagen Agonist Reagent Tubes
- 25 EDTA Baseline Tubes

5864 Plateletworks Arachidonic Acid Kit

- 25 Arachidonic Acid Agonist Reagent Tubes
- 25 EDTA Baseline Tubes

5850 Plateletworks Combo-15 Kit

- 15 ADP Agonist Reagent Tubes
- 15 Collagen Agonist Reagent Tubes
- 15 EDTA Tubes Baseline Tubes

5852 Plateletworks Combo-25 Kit

- 25 ADP Agonist Reagent Tubes
- 25 Collagen Agonist Reagent Tubes

5854 Plateletworks Combo-10 Kit

- 10 ADP Agonist Reagent Tubes
- 10 Collagen Agonist Reagent Tubes
- 10 Arachidonic Acid Agonist Reagent Tubes
- 10 EDTA Baseline Tubes

